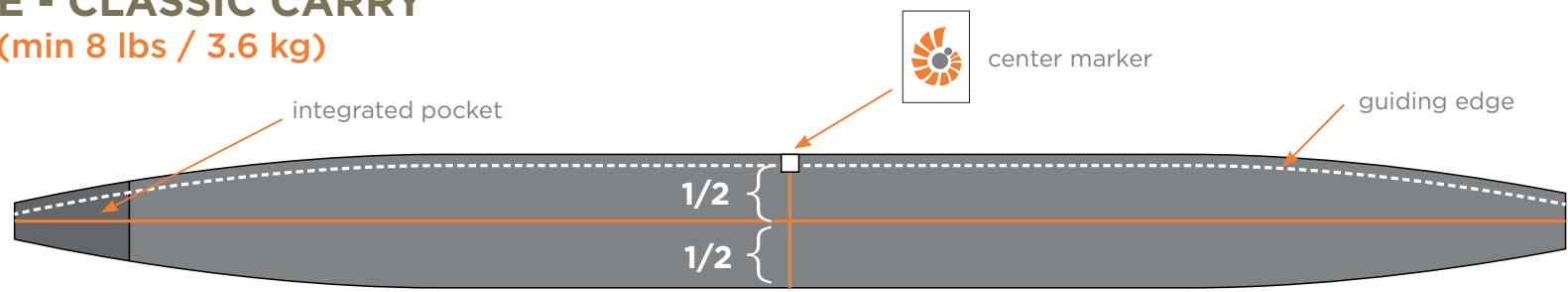
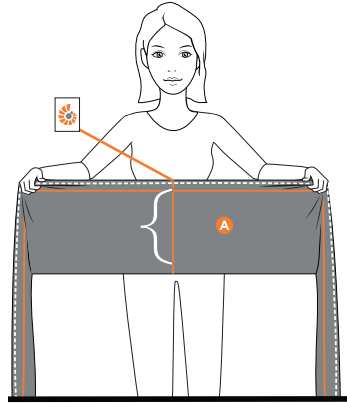


BASIC TIE - CLASSIC CARRY

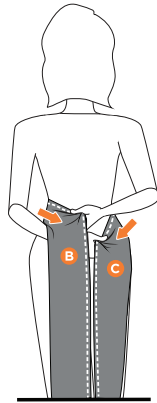
Newborn+ (min 8 lbs / 3.6 kg)



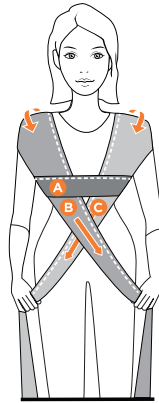
1 Gather the top part of the wrap & center on your body



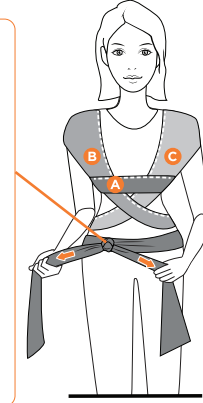
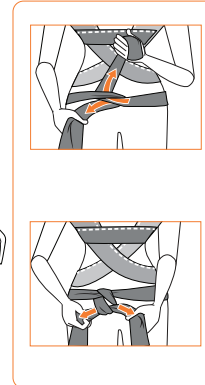
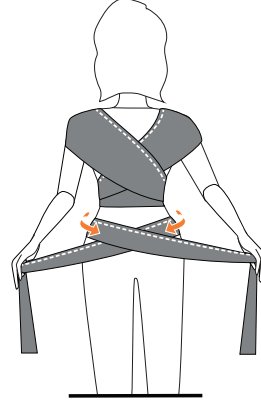
2 Cross on your back. Pull up to tighten



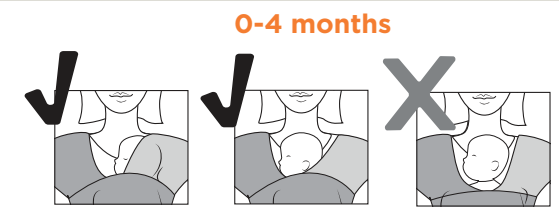
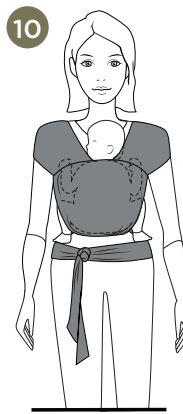
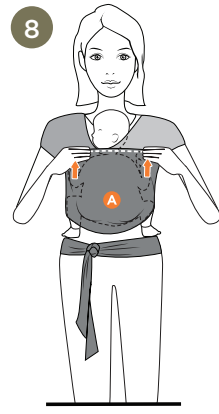
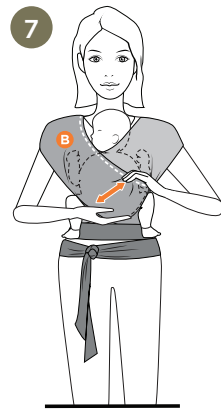
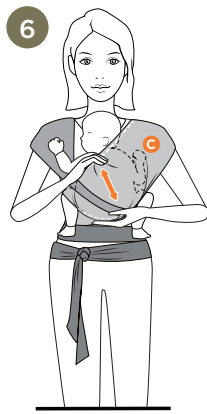
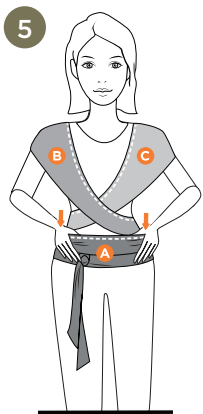
3 Cross on the front under the layer "A"



4 Tie a double-knot anywhere around your waist



Pull inner layer "C" to cover baby's full back with legs on both sides, repeat with layer "B" then pull layer "A" around baby's back



Always support baby's head until he/she can support his/her own head, by using the Ergobaby wrap fabric.

ES NUDO BÁSICO - TRANSPORTE CLÁSICO

1. Tome la parte superior del Fular y éntrelo en su cuerpo.
2. Crúcese el Fular por la espalda.
3. Crúcelo por el frente del cuerpo bajo la capa «A».
4. Haga un nudo doble en cualquier parte alrededor de la cintura.
- 5-9. Pase la capa «C» para cubrir toda la espalda del bebé con las piernas colocadas a ambos lados; repita con la capa «B» y luego pase la capa «A» alrededor de la espalda del bebé.

FR NŒUD DE BASE - PORTAGE CLASSIQUE

1. Saisissez la partie supérieure de l'Écharpe de portage et ramenez-la bien au centre sur votre corps.
2. Croisez-la dans votre dos. Tirez les deux pans vers le haut pour serrer.
3. Croisez-les ensuite sur votre ventre, en les passant sous le pan « A ».
4. Faites un double nœud autour de votre taille.
- 5-9. Tirez le pan intérieur « C » afin de couvrir le dos de bébé (qui doit avoir une jambe de chaque côté). Faites de même avec le pan « B », puis tirez le pan « A » autour du dos de bébé.

DE GRUNDBINDUNG - KLASSISCHE TRAGWEISE

1. Greifen Sie den oberen Rand des Tragetuchs und zentrieren Sie es vor Ihrem Körper.
2. Überkreuzen Sie es im Rücken. Ziehen Sie es nach oben fest.
3. Überkreuzen Sie es vorne unter der Lage „A“.
4. Machen Sie einen Doppelknoten irgendwo auf Ihrer Hüfte.
- 5-9. Ziehen Sie die innere Lage „C“ bis Sie den gesamten Rücken des Babys und die Oberschenkel bis zur Kniekehle auf beiden Seiten bedeckt haben, wiederholen Sie das mit der Lage „B“ und ziehen Sie dann die Lage „A“ über den Rücken des Babys.

PT NÓ BÁSICO - TRANSPORTE BÁSICO

1. Segure na parte de cima do pano e centre-o no seu corpo.
2. Cruze o pano nas costas. Puxe para esticar.
3. Cruze à frente, por baixo da camada «A».
4. De um nó duplo em qualquer ponto à volta da sua cintura.
- 5-9. Cubra totalmente as costas do bebé com a camada interior «C», deixando as pernas separadas de cada lado, repita com a camada «B» e, por fim, puxe a camada «A» à volta das costas do bebé.

NL BASISKNOOP - KLASSIEK DRAGEN

1. Pak het bovenste deel van de draagdoek vast en breng het naar het midden van je lichaam.
2. Kruis hem over je rug. Trek beide kanten omhoog om hem aan te spannen.
3. Kruis ze vervolgens over uw buik en breng ze onder strook "A".
4. Maak een dubbele knoop rond je middel.
- 5-9. Trek aan de binnenste strook "C" om de rug van de baby te bedekken (hij moet aan elke kant een been hebben). Doe hetzelfde met strook "B" en trek vervolgens strook "A" rond de rug van de baby.

SV ENKEL KNYTTNING - KLASSISKT BÄRSÄTT

1. Samla ihop övre delen av bärsjalen och centrera den på kroppen.
2. Kors på ryggen. Dra upp för att dra åt.
3. Kors på framsidan under lager "A".
4. Gör en dubbelknut någonstans runt midjan.
- 5-9. Dra det inre lagret "C" för att täcka barnets hela rygg med benen på båda sidorna, upprepa med lager "B" dra sedan lager "A" runt barnets rygg.

WASH INSTRUCTIONS: Machine wash cold (30°C), gentle cycle. Do not use bleach. Hang dry. Do not iron. Do not dry clean.

DE WASCHANLEITUNG: Kalte Maschinenwäsche (30 °C) im Schonwaschgang. Kein Bleichmittel verwenden. Zum Trocknen aufhängen. Nicht bügeln. Nicht chemisch reinigen.

FR INSTRUCTIONS DE LAVAGE : Lavable en machine à froid (30 °C), cycle délicat. Ne pas utiliser d'eau de javel. Séchage à l'air libre. Ne pas repasser. Ne pas nettoyer à sec.

ES INSTRUCCIONES DE LAVADO: Lavar a máquina en frío (30 °C) con un programa para prendas delicadas. No usar lejía. Secar en percha. No planchar. No lavar en seco.

PT INSTRUÇÕES DE LAVAGEM: Lavar na máquina com água fria (30 °C), programa para peças delicadas. Não usar lixívia. Secar ao ar. Não passar a ferro. Não limpar a seco.

NL WASINSTRUCTIES: Machinewasbaar op koud (30°C), fijnwasprogramma. Geen bleekmiddel gebruiken. Aan de lucht drogen. Niet strijken. Niet chemisch reinigen.

SV TVÄTTINSTRUKTIONER: Kall maskintvätt (30 °C), skonsam cykel. Blekmedel får ej användas. Torka hängande. Får inte strykas. Kemtvätta inte.

EN

IMPORTANT! READ CAREFULLY AND KEEP FOR FUTURE REFERENCE

WARNING



Failure to follow these warnings and the manufacturer's instructions can result in death or serious injury.

• Only use for babies from 8lbs (3.6 kg) to 25 lbs (11.3 kg).

SUFFOCATION HAZARD

• Babies younger than 4 months can suffocate in this product if face is pressed tightly against your body. Babies at greatest risk of suffocation include those born prematurely and those with respiratory problems.

• Check often to make sure baby's face is uncovered, clearly visible, and away from caregiver's body at all times.

• When using the Ergobaby wrap, constantly monitor your child and ensure the mouth and nose are unobstructed.

• Make sure baby does not curl into a position with the chin resting on or near baby's chest. This position can interfere with breathing, even when nothing is covering the nose or mouth.

• If you nurse your baby in the Ergobaby wrap, always reposition after feeding so baby's face is not pressed against your body.

• Never use the Ergobaby wrap with babies smaller than 8 pounds without seeking the advice of a healthcare professional.

FALL HAZARD

• Leaning, bending over, or tripping can cause baby to fall. Keep one hand on baby while moving.

WARNINGS:

• For pre-term, low birthweight babies and children with medical conditions, seek advice from a health professional before using this product.

• Ensure your child's chin is not resting on its chest as its breathing may be restricted which could lead to suffocation.

• Constantly monitor your child and ensure the mouth and nose are unobstructed.

• To prevent hazards from falling ensure that your child is securely positioned in the Ergobaby wrap.

IMPORTANT TIPS AND INFORMATION FOR THE USE OF ERGOBABY™ WRAP:

- Read and follow all printed instructions and view instructional videos before using the Ergobaby wrap.
- Always support baby's head with the Ergobaby wrap fabric until he/she develops strong head and neck control.
- Never leave child unattended in or with the Ergobaby wrap. • Check for ripped seams, torn straps or fabric, and damaged hardware before each use. • Regularly inspect the Ergobaby wrap for any signs of wear and damage. If found, stop using the Ergobaby wrap. • Always check to ensure that all knots, straps, and adjustments are secure.
- Ensure that the baby is safely positioned in the Ergobaby wrap according to Ergobaby's instructions for use.
- Never leave a baby in the Ergobaby wrap that is not being worn. • Keep the Ergobaby wrap away from children when it is not in use. • Check on the baby often. Ensure that the baby is periodically repositioned. • Never place more than one baby in the Ergobaby Wrap. • Never use/wear more than one Ergobaby wrap at a time. • Your movement and the child's movement may affect your balance. • Be aware of the increased risk of child falling out of the Ergobaby wrap as he/she becomes more active. • Take care when bending and leaning forwards or sideways. • Never use the Ergobaby wrap when balance or mobility is impaired because of exercise, drowsiness, or medical conditions. • The Ergobaby wrap should only be used when walking, sitting, or standing. • The Ergobaby wrap is not suitable for use during sporting activities or while lying down. • The Ergobaby wrap is not suitable for use during sporting activities e.g. running, cycling, swimming and skiing. • Never use the Ergobaby wrap while engaging in activities such as cooking and cleaning which involve a heat source or exposure to chemicals. • Be careful when drinking hot beverage to avoid spilling hot drinks onto the baby while using the Ergobaby wrap. • Never wear the Ergobaby wrap while driving or being a passenger in a motor vehicle. • The Ergobaby wrap is only intended for use by healthy adults. • The Ergobaby wrap should not be used by a person with any problem that might interfere with the safe use of the product. • This Ergobaby wrap should never be used if the wearer is impaired by alcohol or drugs or if the wearer is tired or in pain, as balance and reflexes may be impaired. • If the person using the Ergobaby wrap should develop shoulder, back, or neck problems, discontinue its use and consult a qualified medical professional. • Contact Ergobaby customer service representative for additional assistance if needed.

Disclaimer: Ergobaby™ uses only the highest quality and safest dyes possible to ensure a product that will retain its color, but is free from harmful chemicals. There is always a possibility that colors will fade with washing. Ergobaby cannot be held responsible for faded colors due to laundering.

ErgoPromise™
LIFETIME GUARANTEE

Please see Ergobaby.com for information about our warranty. The Ergo Baby Carrier, Inc. warrants its products against defects in materials and workmanship. Proof of purchase is necessary and product must be returned for warranty service. Should you have a warranty claim, please contact Ergobaby Customer Service at:
US: support@ergobaby.com, or +1 888 416 4888
EU: customersupport@ergobaby.eu or +49 40 421 065 0
UK: customersupport@ergobaby.co.uk or +44 203 3186 204
Warranty Coverage does not extend to damage caused by misuse or any use of the Carrier that is not in accordance with the instructions stated in this manual. Warranty coverage does not extend to any Carrier that has been modified from its original construction in any way. Different or additional warranty rights may exist in the purchaser's jurisdiction. To the extent that different or additional warranty rights exist under the laws of the purchaser's jurisdiction, those warranties shall apply and be in addition to the warranty rights.



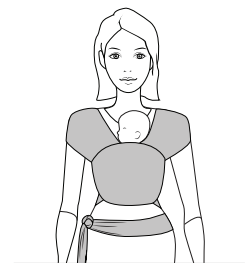
THE ERGO BABY CARRIER, INC.
US: 680 Knox Street, Suite 125, Torrance, CA 90502
+1 888 416 4888 | support@ergobaby.com

EU: Ergobaby Europe GmbH
Gaulstraße 120, 22765 Hamburg, Germany
+49 40 421 065 0 | customersupport@ergobaby.eu

UK: EBP Lifestyle Brands UK Ltd.
Pure Offices Suite 05 Kembrey Park, Swindon,
Wiltshire, United Kingdom, SN2 8BW
+44 203 3186 204 | customersupport@ergobaby.co.uk



INSTRUCTION MANUAL



Aura™
BABY WRAP



Check out more tips and videos.
Ergobaby.com



Pat: www.ergobaby.com/patents

Aura Wrap-IM-230707-V11

IMPORTANT! READ CAREFULLY AND KEEP FOR FUTURE REFERENCE

